Signaling pathways with gene expression data across timecourse experiments for thioglycolate-elicited peritoneal macrophages treated with Compactin and Kdo_2-lipid A

www.lipidmaps.org

Manish Sud[a], Eoin Fahy[a], Dawn Cotter[a], Robert Byrnes[a], Shakti Gupta[a], Mano Maurya[a], Shankar Subramaniam[a,b], H. Alex Brown[c], Christopher K. Glass[d], Alfred H. Merrill, Jr.[e], Robert C. Murphy[f], Christian R.H. Raetz[g], David W. Russell[h], Edward A. Dennis[i]

LIPID MAPS funded by Glue Grant from: www.nigms.nih.gov

Apoptosis pathway

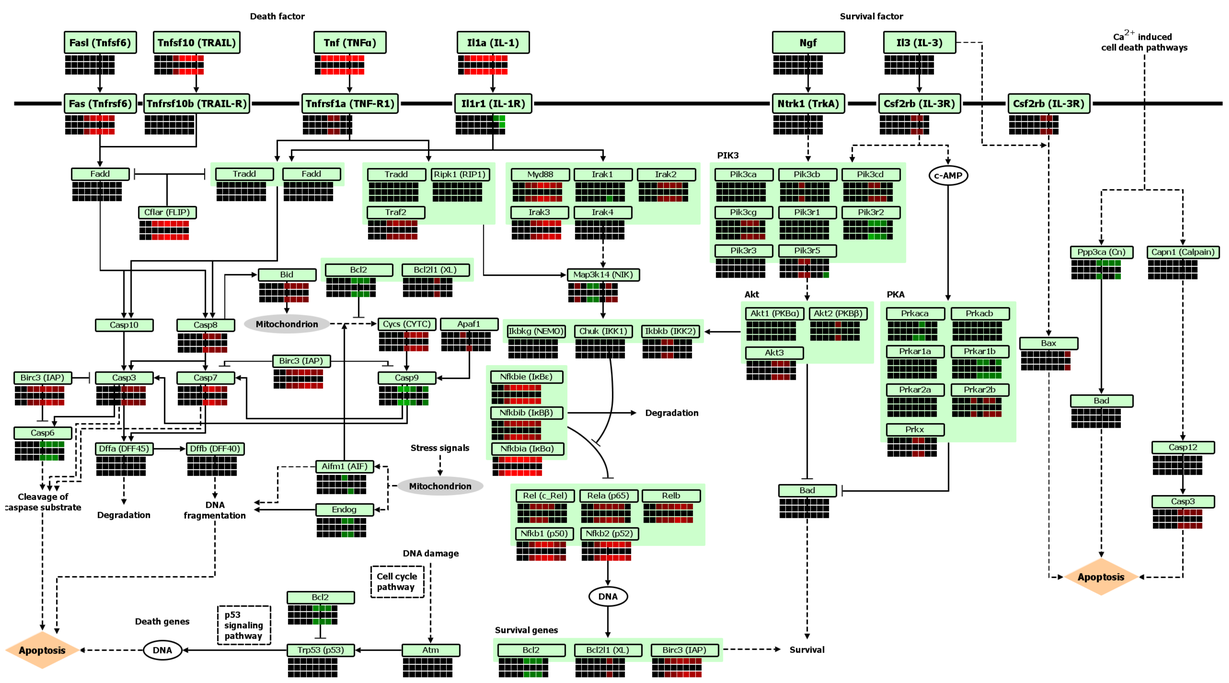

Cell cycle pathway

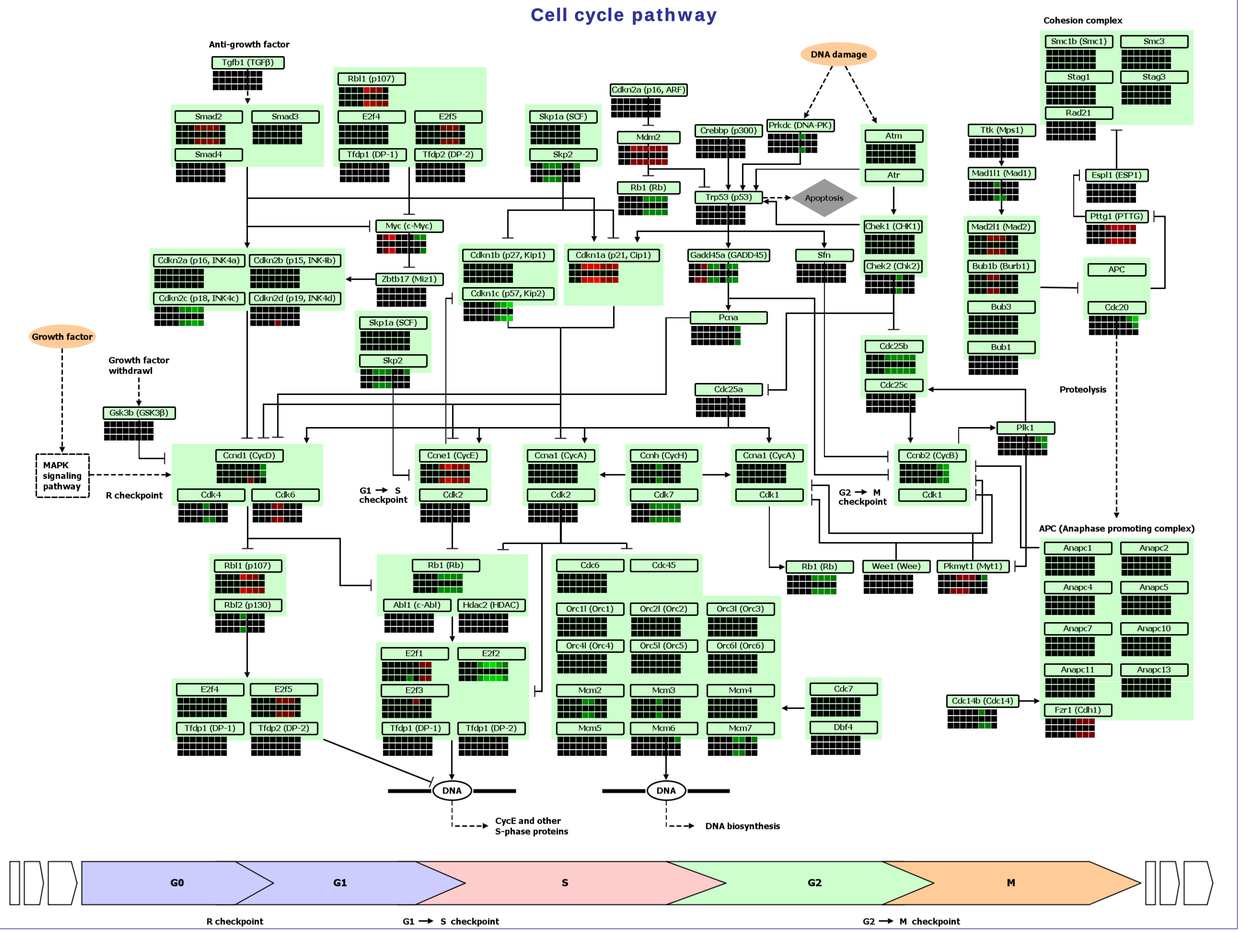

First line: Compactin+ Kdo_2-lipid A/Ctrl ratio
Second line: Compactin/Ctrl ratio
Third line: Kdo_2-lipid A/Ctrl ratio

Ratio values: <=0.1 <=0.2 <=0.25 <=0.33 <=0.5 <=0.67 --- >=1.5 >=2 >=3 >=4 >=5 >=10 No value

Color:

Kdo_2-lipid A/Ctrl timepoints: 0, 30m, 1, 2, 4, 8, 12, 24 hrs

PI3K/Akt/mTOR pathway

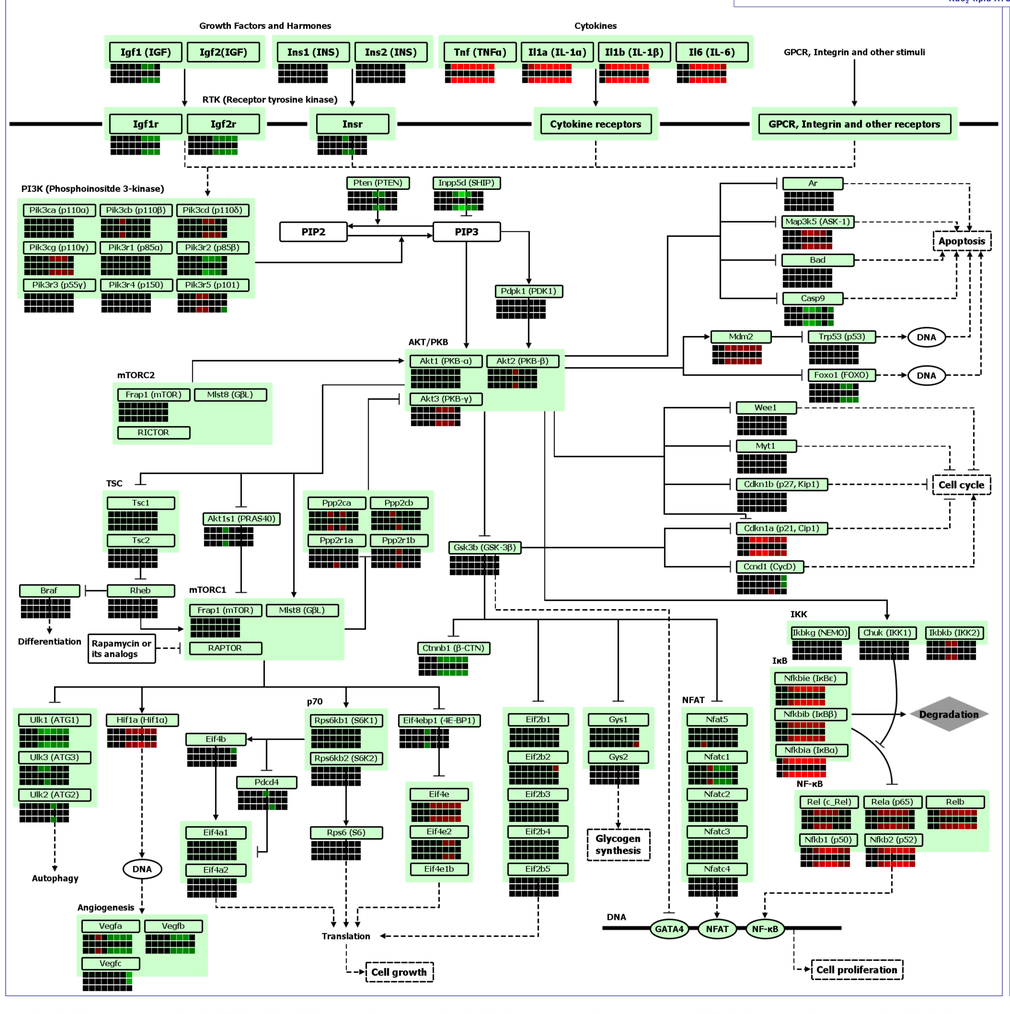

PPAR (Peroxisome proliferator-activated receptor) pathway

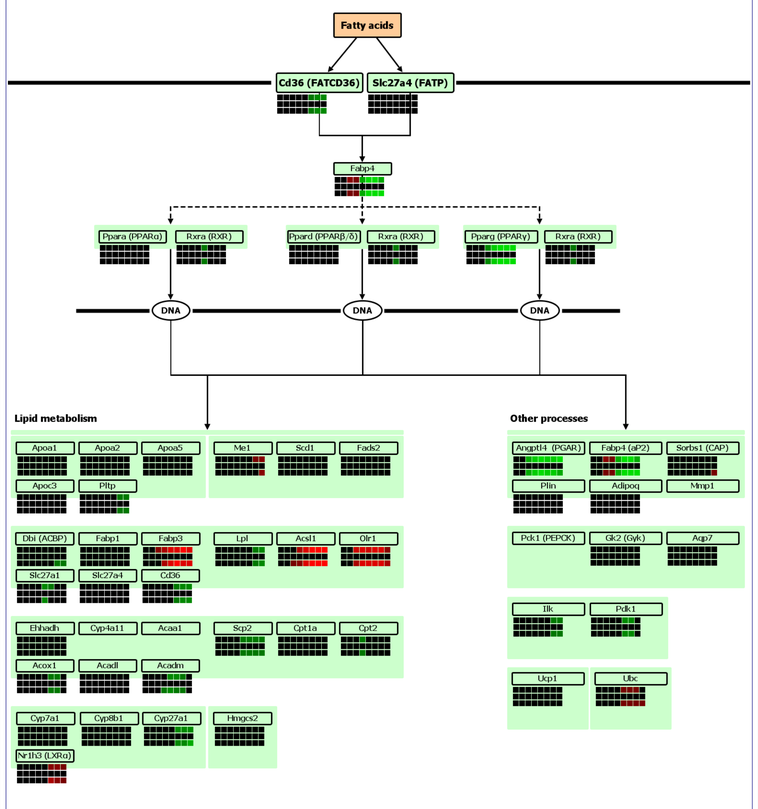

TLR4 (Toll-like receptor 4) pathway

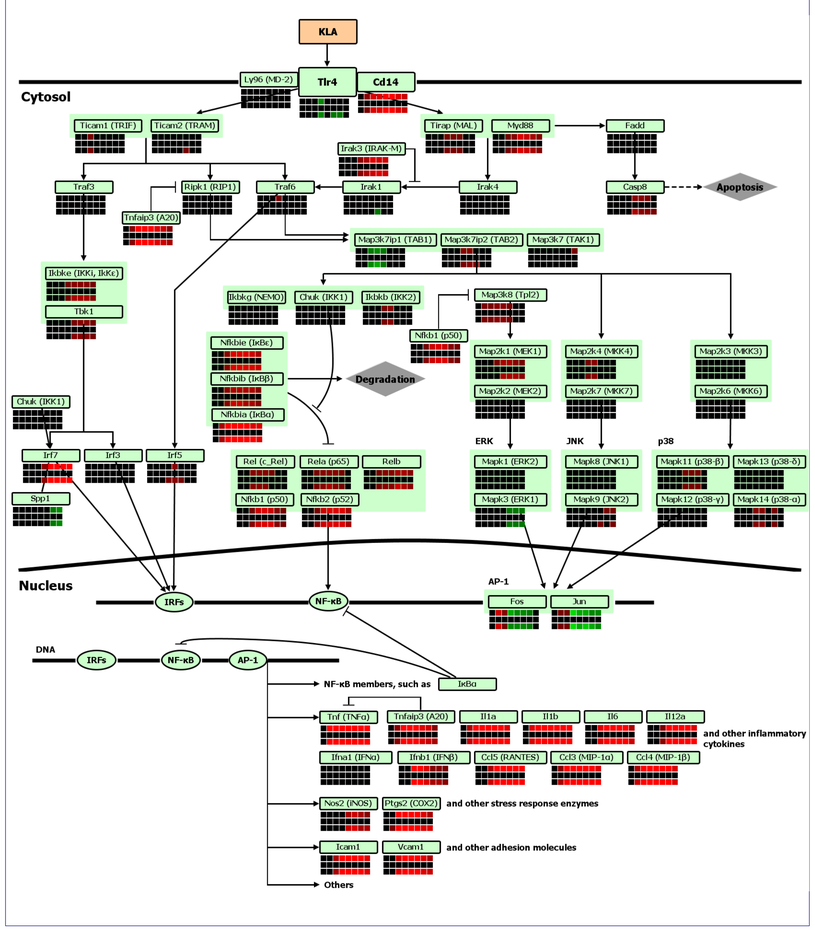

LIPID MAPS Bioinformatics Core[a], SDSC, UCSD, 9500 Gilman Dr, La Jolla, CA 92093; Department of Bioengineering[b], UCSD, 9500, Gilman Dr, La Jolla, CA 92093; Department of Pharmacology[c], Vanderbilt University Medical Center, Nashville, TN 37232; Department of Cellular and Molecular Medicine[d], UCSD, 9500 Gilman Dr, La Jolla, CA 92093; School of Biology[e], Georgia Institute of Technology, Atlanta, GA 30332; University of Colorado Health Sciences Center[f], Aurora, CO 80045; Department of Biochemistry[g], Duke University Medical Center, Durham, NC 27710; Department of Molecular Genetics[h], University of Texas Southwestern Medical Center, Dallas, Texas 75390; Department of Chemistry and Biochemistry, and Department of Pharmacology[i], UCSD, La Jolla, CA 92093.